

HDC-TH101 / 201 / 401

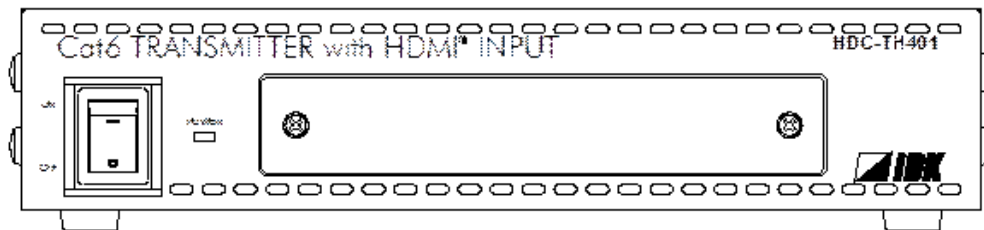


HDBaseT transmitter and Splitter with HDMI Local Output

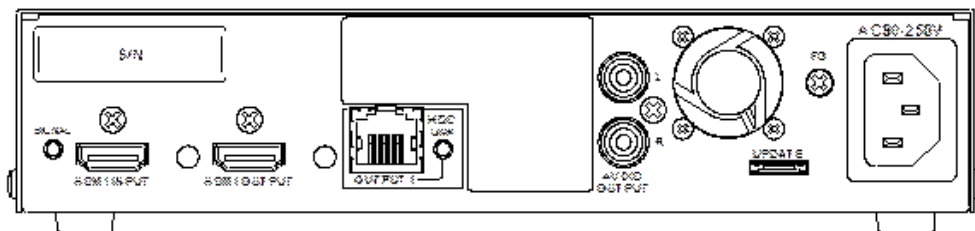
The IDK HDC-TH101, 201, and 401 are transmitters and splitter for HDBaseT signal. HDC-TH101, 201, and 401 can split and transmit HDBaseT signals up to 4 signals and have HDMI local output. These units also have analog audio de-embedded.

FRONT & REAR PANEL

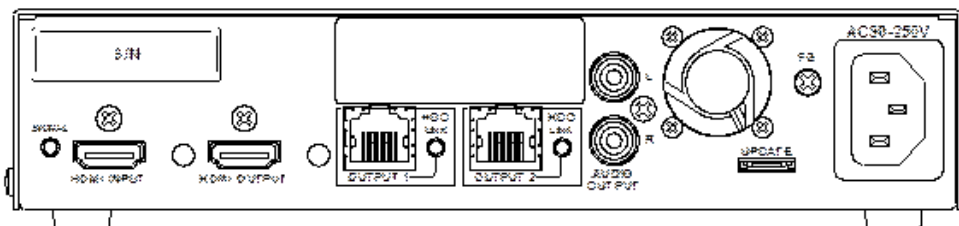
Front panel:



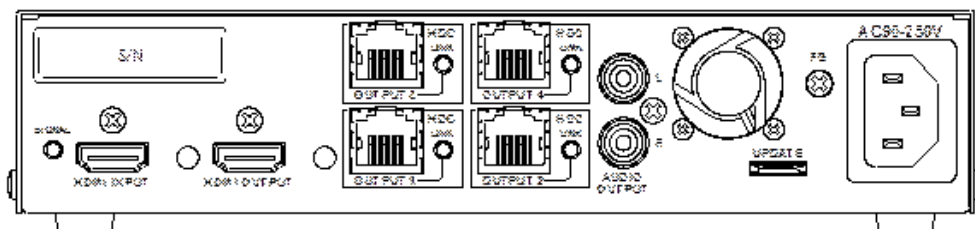
Rear panel:
HDC-TH101



HDC-TH201



HDC-TH401



FEATURES

- Video:**
 - Up to QWXGA (RB)*1 or 1080p
 - HDCP supported
 - Up to 197 ft. approx. / 60 m signal extension over a Cat6 cable
 - HDMI local output
 - Anti-snow
- Audio:**
 - Analog audio de-embedded
- Others:**
 - EDID emulation
 - Seven segment LED signal status check
 - Connection Reset (only HDMI output)

2017-07

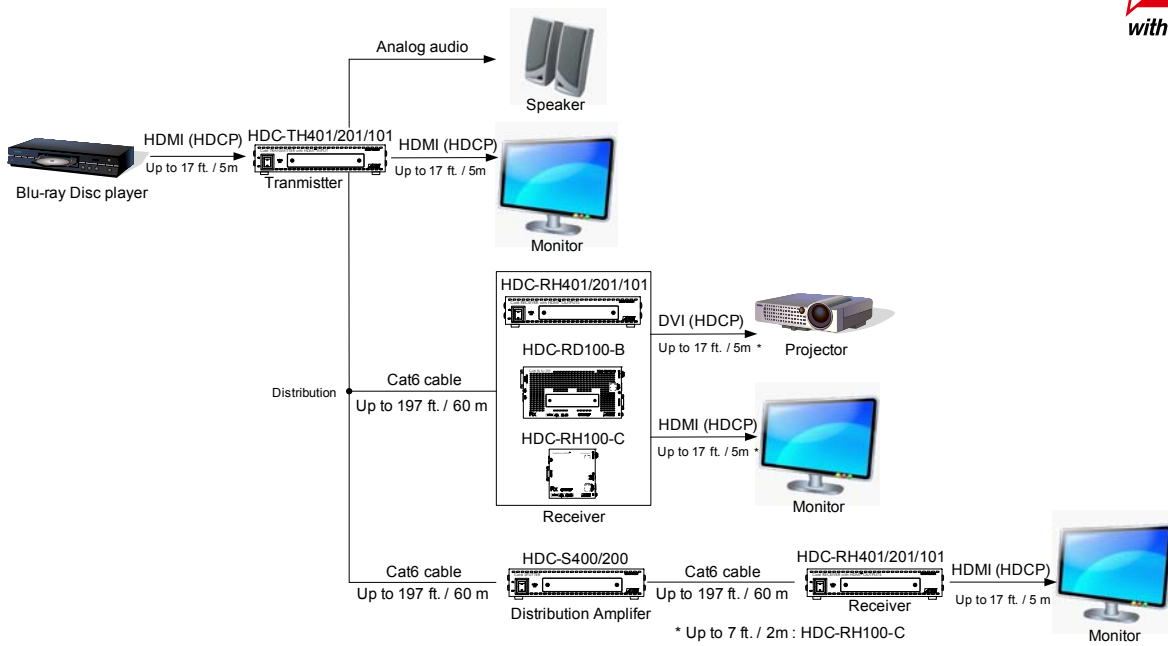
Ein Vertriebsprodukt von / Distributed by:

VIDELCO Europe Limited – Professionelle Audio-, Video-, Medien-Technik

Telefon: +49 (0)2102 / 86 39-00 • Fax: +49 (0)2102 / 86 39-17 • info@videlco.eu • www.videlco.eu



SAMPLE CONNECTION DIAGRAM



SPECIFICATIONS

| Item | | | | Description | | |
|-------------------------|--|--|---|--|---------------------------|---------------------------|
| Model number | | | | HDC-TH101 | HDC-TH201 | HDC-TH401 |
| Input | Video | HDMI / DVI | Number / Signal | 1 input / HDMI Deep Color (*1) / DVI 1.0 - HDCP1.4 (*2) - TMDS single link - TMDS clock: 25 MHz to 225 MHz - Dot clock: 25 MHz to 165 MHz | | |
| | | | Connector | 1 female HDMI Type A (*5) | | |
| | | Formats | 480i / 480p / 576i / 576p / 720p / 1080i / 1080p VGA to QWXGA * VESA1080 / WUXGA / QWXGA: only Reduced Blanking is supported. | | | |
| | Color depth | 24 bit, 30 bit, 36 bit Deep Color | | | | |
| Audio | Digital | Number / Signal | 1 input / Multi-channel linear PCM up to 8 channels - Sampling frequency: 32 kHz to 192 kHz - Sample bit: 16 bit to 24 bit - Reference level: -20 dBFS - Max. input level: 0 dBFS | | | |
| | | Connector | 1 female HDMI Type A (*5) | | | |
| Output | Video | HDMI / DVI | Number / Signal | 1 output / HDMI Deep Color (*1) / DVI 1.0 - HDCP1.4 (*2) - TMDS single link - TMDS clock: 25 MHz to 225 MHz - Dot clock: 25 MHz to 165 MHz | | |
| | | | Connector | 1 female HDMI Type A (*5) | | |
| | | HDBaseT | Number | 1 output | 2 outputs | 4 outputs |
| | | | Signal | HDBaseT - HDCP1.4 (*2) - TMDS single link - TMDS clock: 25 MHz to 225 MHz - Dot clock: 25 MHz to 165 MHz | | |
| | Formats | Connector | 1 RJ-45 (*3) | 2 RJ-45 (*3) | 4 RJ-45 (*3) | |
| | | Color depth | 480i / 480p / 576i / 576p / 720p / 1080i / 1080p VGA to QWXGA * VESA1080 / WUXGA / QWXGA: only Reduced Blanking is supported. | | | |
| | Audio | Digital | Number | 1 output | 2 outputs | 4 outputs |
| | | | Signal | Multi-channel linear PCM up to 8 channels - Sampling frequency: 32 kHz to 192 kHz - Sample bit: 16 bit to 24 bit - Reference level: -20 dBFS - Max. output level: 0 dBFS | | |
| | | Analog | Connector | 1 female HDMI Type A (*5) | 2 female HDMI Type A (*5) | 4 female HDMI Type A (*5) |
| | | | Number / Signal | 1 output / Stereo LR unbalanced signal - Output impedance: 75 Ω - Reference level: -10 dBu - Max. output level: +10 dBu | | |
| Connector | 1 RCA jack | | | | | |
| Function | Others | Seven segment LED signal status check Anti-Snow (*7) Connection Reset (only HDMI output) (*8) | | | | |
| Plug & Play | DDC2B is supported | | | | | |
| Twisted pair cables | Cat5e UTP / STP, Cat6 UTP / STP, CAT.5E HDC cable (*4) | | | | | |
| Max. extension distance | 197 ft. approx. / 60 m (*6) | | | | | |
| Others | AC adapter | 90 - 250 VAC ± 50 Hz / 60 Hz ± 3 Hz | | | | |
| | Power consumption | About 9 Watts | About 12 Watts | About 18 Watts | | |
| | Dimensions | 8.27 x 1.73 x 11.81 / 210 (W) x 44 (H) x 300 (D) mm (EIA 1/2U size, projections are not included) | | | | |
| | Weight | 4.19 lbs. / 1.9 kg | 4.19 lbs. / 1.9 kg | 4.41 lbs. / 2.0 kg | | |
| | Temperature | Operating: 32°F to 104°F / 0°C to +40°C Storage: -4°F to +176°F / -20°C to +80°C | | | | |
| Humidity | Operating/ Storage humidity: 20% to 90% (Non Condensing) | | | | | |

- *1 xvYCC, 3D, ARC and HEC are not supported.
- *2 HDCP-compliant DVI signals are not supported. To transmit these signals, use our extender which supports DVI signals or MSD-402 as receivers.
- *3 RJ-45 (HDBaseT input/output connectors) is only for Cat5e/Cat6 twisted pair cable. Please do not use it for LAN devices or the like.
- *4 T568A or T568B straight connection. HDC.CAT5E cable is HDBaseT recommended cable which IDK developed.
- *5 Please use HDMI cable which is shorter than 5 m / 16.4 ft. approx.
- *6 If connected to a device whose status is significantly bad, video signal can be unstable or cannot be output. Check the operation beforehand or contact us.
- *7 The anti-snow feature automatically fixes snow noise that is a specific symptom of HDCP-compliant signals and mainly occurs at start-up. This feature does not work when snow noise has already occurred during startup or when it occurs due to a bad condition of the transmission line.
- *8 For digital systems, some problems, such as an HDCP authentication error, can often be recovered by physically disconnecting and reconnecting the digital cables. However, the Connection Reset feature will fix these problems automatically without the need to physically plug and unplug the cables. It creates the same condition as if the cable were physically disconnected and reconnected. This feature only works for the HDC's output. If other devices are connected between the HDC's output and sink device, this feature may be invalid.

2017-07

Ein Vertriebsprodukt von / Distributed by:

VIDELCO Europe Limited – Professionelle Audio-, Video-, Medien-Technik

Telefon: +49 (0)2102 / 86 39-00 • Fax: +49 (0)2102 / 86 39-17 • info@videlco.eu • www.videlco.eu

