


## 16-Port 10/100TX 802.3at PoE + 2-Port Gigabit TP/SFP Combo Web Smart Ethernet Switch



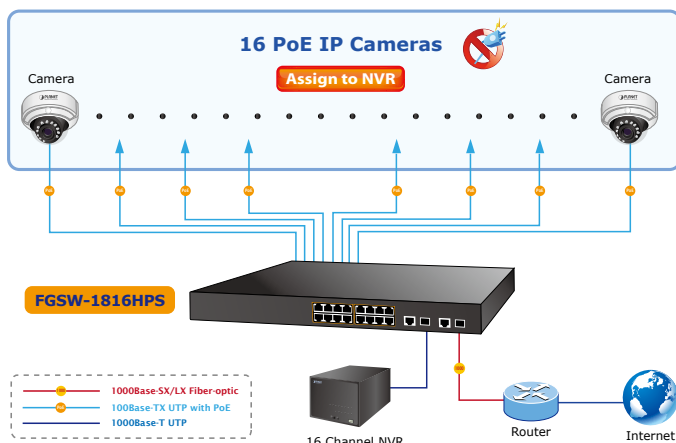
### Ideal Solution for Secure IP Surveillance Infrastructure

Particularly designed for the growing popular IP surveillance applications, PLANET FGSW-1816HPS Gigabit 802.3at PoE web smart switch is positioned as a surveillance switch with the central management of remote power control and IP camera monitoring. The FGSW-1816HPS provides intelligent PoE functions along with 16 10/100Base-TX ports featuring 30-watt 802.3at PoE+ with RJ-45 copper interfaces and 2 Gigabit TP/SFP combo interfaces supporting high-speed transmission of surveillance images and videos.



### Perfectly-integrated Solution for PoE IP Camera and NVR System

Being different from the general IT industry PoE switch which usually contains 12 or 24 PoE ports, the FGSW-1816HPS provides 16 802.3at PoE+ ports for catering to medium to large scale of IP surveillance networks at a lower total cost. With its 7.2Gbps high-performance switch architecture and 220-watt PoE power budget, the recorded video files from 16 PoE IP cameras can be powered by the FGSW-1816HPS and saved in the 8 / 16 / 32-channel NVR systems or surveillance software to perform comprehensive security monitoring. For instance, one FGSW-1816HPS can be combined with one 16-channel NVR and 16 PoE IP cameras as a kit for the administrators to centrally and efficiently manage the surveillance system in the local LAN and the remote site via Internet.



### Physical Port

- 16-port 10/100Base-TX RJ-45 copper with PoE in-line supported
- 2-port 10/100/1000Base-T RJ-45 copper
- 2 1000Base-X mini-GBIC/SFP slots to share with Port-17 to Port-18
- Reset button for system management

### PoE

- Complies with IEEE 802.3at High Power over Ethernet End-Span PSE
- Complies with IEEE 802.3af Power over Ethernet End-Span PSE
- Up to 16 IEEE 802.3at / 802.3af devices powered
- Supports PoE Power up to 30.8 watts for each PoE port
- Detects powered device (PD) automatically
- Circuit protection prevents power interference between ports
- Remote power feeding up to 100m
- PoE Management
  - Per port PoE function enable/disable
  - PoE Port Power feeding priority
  - Per PoE port power limit
  - PD classification detection
  - PoE Power sequential
  - PoE schedule

### Layer 2 Features

- Auto-MDI/MDI-X detection on each RJ-45 port
- Prevents packet loss with back pressure (half-duplex) and IEEE 802.3x pause frame flow control (full-duplex)
- Supports broadcast storm control
- Supports VLAN:
  - IEEE 802.1Q tag-based VLAN, up to 32 VLANs groups, out of 4095 VLAN IDs
  - Port-based VLAN, up to 16 VLAN groups
  - MTU VLAN (Multi-tenant Unit VLAN)
- Supports Link Aggregation
  - 802.3ad Link Aggregation Control Protocol (LACP)
  - Cisco ether-channel (Static Trunk)

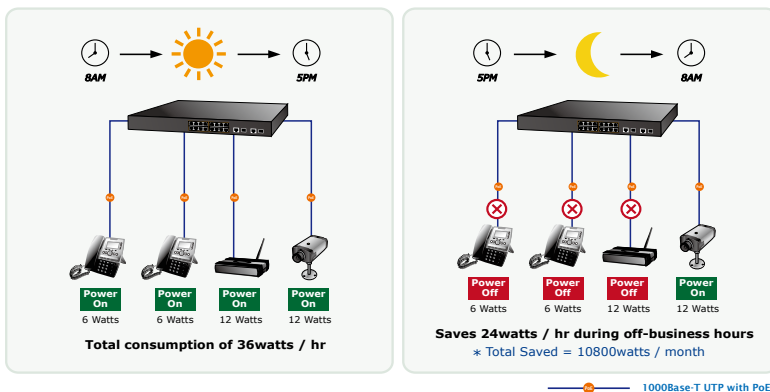
### Intelligent LED Indicator for Real-time PoE Usage

The FGSW-1816HPS helps users to monitor the current status of PoE power usage easily and efficiently by its advanced LED indication. Called "PoE Power Usage", the front panel of the FGSW-1816HPS Fast Ethernet PoE+ Switch has four orange LEDs indicating 50W, 100W, 150W and 190W of PoE power usage.



### PoE Schedule for Energy Saving

Besides being used as an IP Surveillance, the FGSW-1816HPS is certainly applicable to constructing any PoE network including VoIP and wireless LAN. Under the trend of energy saving worldwide and contributing to environmental protection on the Earth, the FGSW-1816HPS can effectively control the power supply besides its capability of giving high watts power. The "PoE schedule" function is for you to enable or disable PoE power feeding for each PoE port during specified time intervals and it is a powerful function to help SMBs or enterprises save power and money.



### Robust Layer 2 Features

The FGSW-1816HPS can be programmed for advanced switch management functions such as dynamic port link aggregation (LACP), Spanning Tree Protocol (STP), IGMP Snooping v1, v2, bandwidth control and L2/L4 security control. The FGSW-1816HPS provides IEEE 802.1Q tagged VLAN, port-based VLAN and MTU VLAN. The VLAN groups allowed will be maximally up to 32. Via aggregation of supporting ports, the FGSW-1816HPS allows the operation of a high-speed trunk combining multiple ports and supports fail-over as well.

### Flexible and Extendable Uplink Solution

The FGSW-1816HPS provides 2 extra Gigabit TP/SFP combo interfaces supporting 10/100/1000Base-T RJ-45 copper to connect with surveillance network devices such as NVR, Video Streaming Server or NAS to facilitate surveillance management. Or through these dual-speed fiber SFP slots, it can also connect with the 1000Base-SX/LX SFP (Small Form-factor Pluggable) fiber transceiver to uplink to backbone switch and monitoring center in long distance. The distance can be extended from 550m to 2km (multi-mode fiber), even going up to above 10/20/30/40/50/70/120km (single-mode fiber or WDM fiber). They are well suited for applications within the enterprise data centers and distributions.

- Supports Spanning Tree Protocol
  - STP, IEEE 802.1d Spanning Tree Protocol
  - RSTP, IEEE 802.1w Rapid Spanning Tree Protocol
- Port mirroring to monitor the incoming or outgoing traffic on a particular port
- Provides port mirror (Many-to-1)
- Loopback protection to avoid broadcast loops

### Quality of Service

- 2 priority queues on all switch ports
- Traffic classification
  - Port-based priority
  - IEEE 802.1p-based priority
  - IP TOS / DSCP-based priority
  - TCP / UDP port-based QoS
- Strict priority and Weighted Round Robin (WRR) CoS policies

### Multicast

- Supports IGMP Snooping v1 and v2

### Security

- Physical port to MAC address binding
- TCP/UDP port number filter: Forwarding or discarding typical network applications
- Port mirroring to monitor the incoming or outgoing traffic on a particular port

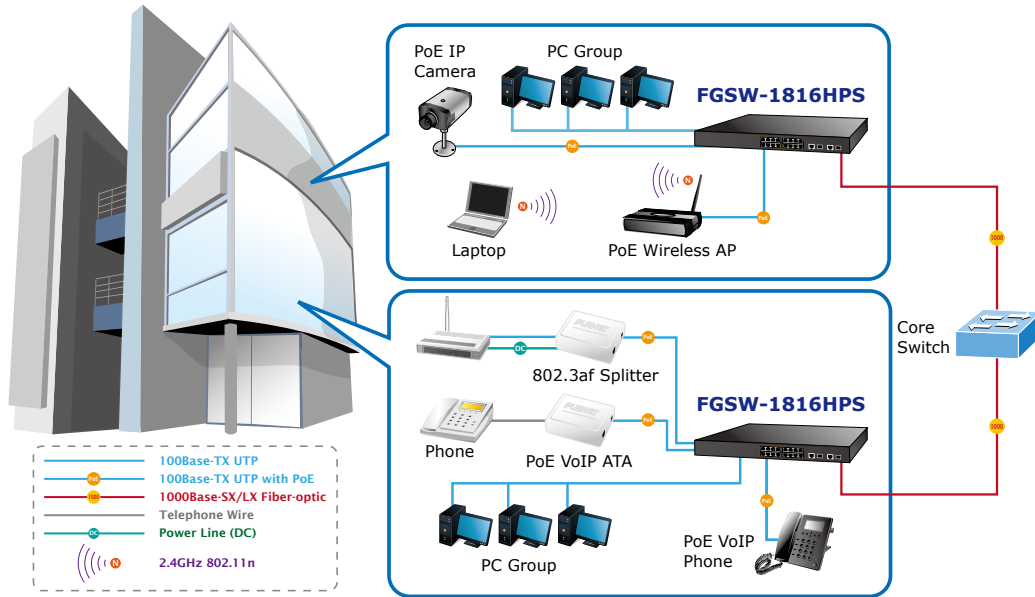
### Management

- Switch Management Interfaces
  - Web switch management
  - SNMP v1 switch management
- Supports DHCP Option82 and DHCP Relay
- Firmware upload/download via HTTP
- Network Time Protocol (NTP)
- Hardware reset button for system reboot or reset to factory default
- PLANET smart discovery utility

## Applications

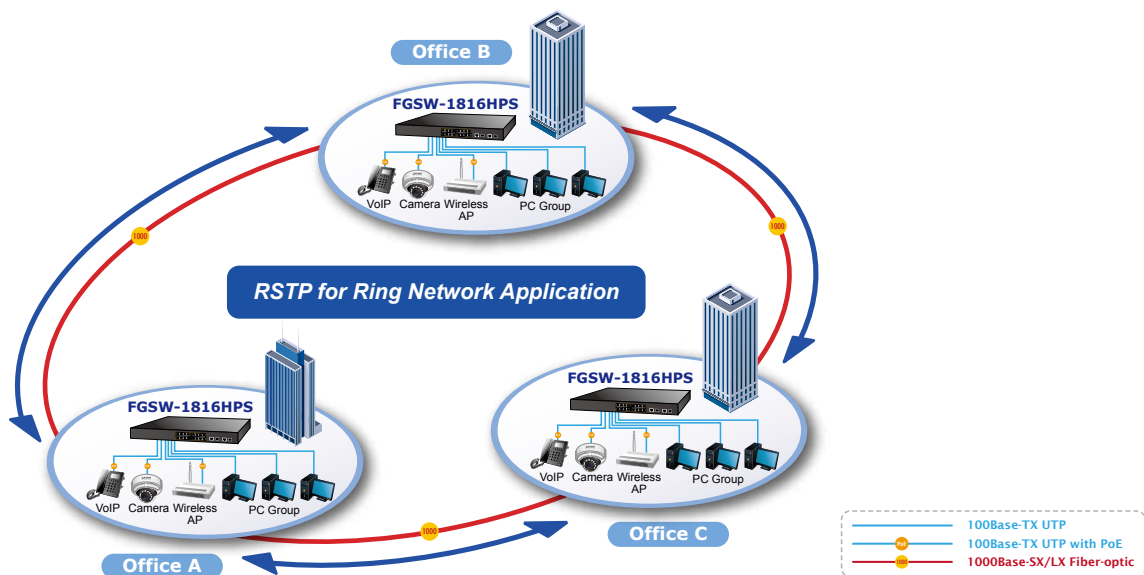
### PoE IP Surveillance with Extended Network Infrastructure for SMBs / Workgroups

Providing 16 10/100Base-TX PoE ports, in-line power interfaces and two gigabit TP/SFP Combo interfaces, the FGSW-1816HPS can easily build a power centrally controlled IP camera system for the enterprises. It can work with one 16-channel NVR to perform comprehensive security monitoring with 16 IP cameras via one gigabit TP/SFP Combo port. The FGSW-1816HPS comes with non-blocking design, desktop size and SFP fiber-optic modules, bringing network infrastructure to higher flexibility but lower in cost.



### Rapid Spanning Tree Protocol for Efficient Network System

The FGSW-1816HPS features strong rapid self-recovery capability to prevent interruptions and external intrusions. It incorporates Rapid Spanning Tree Protocol (802.1w RSTP) into customer's automation network to enhance system reliability and uptime.



## Specifications

Model		FGSW-1816HPS
<b>Hardware Specifications</b>		
10/100Mbps Copper Ports		16 10/100Base-TX RJ-45 Auto-MDI/MDI-X ports
Gigabit Copper Ports		2 10/100/1000Base-T RJ-45 Auto-MDI/MDI-X ports
SFP/mini-GBIC Slots		2 1000Base-X SFP interfaces, shared with Port-17 to Port-18
Switch Architecture		Store-and-Forward
Switch Fabric		7.2Gbps / non-blocking
Throughput		5.35Mpps@64Bytes
Address Table		4K entries, automatic source address learning and ageing
Share Data Buffer		2.75Mb embedded memory for packet buffers
Flow Control		IEEE 802.3x pause frame for full-duplex Back pressure for half-duplex
Maximum Transmit Unit size (MTU size)		1536 Bytes
Reset Button		< 5 sec: System reboot > 5 sec: Factory Default
Dimensions (W x D x H)		440 x 200 x 44.5 mm, 1U height
Weight		2.55kg
LED		System: Power (Green) 10/100Base-TX RJ45 Interfaces (Port1 to Port16): 10/100Mbps LNK/ACT (Green) PoE In-Use (Orange) 10/100/1000Base-T RJ45 / SFP Interfaces (Port17 to Port18): LNK/ACT (Green) 100/1000 (Green) PoE Usage 50W, 100W, 150W, 190W (Orange)
Cable	Twisted-Pair	10Base-T: 2-Pair UTP CAT. 3, 4, 5, up to 100 meters 100Base-TX: 2-Pair UTP CAT. 5, 5e up to 100 meters 1000Base-T: 4-Pair UTP CAT. 5e, 6 up to 100 meters
	Fiber-Optic Cable	<b>1000Base-SX :</b> 50/125µm or 62.5/125µm multi-mode fiber optic cable, up to 550m (varying on SFP module) <b>1000Base-LX :</b> 9/125µm single-mode fiber optic cable, up to 10/20/30/40/50/70/120 kilometers (varying on SFP module)
Power Requirements		100~240V AC, 50/60Hz, 4A
Power Consumption		Max. 240 watts / 816 BTU
ESD Protection		2KV DC
<b>Power over Ethernet</b>		
PoE Standard		IEEE 802.3af / 802.3at PoE / PSE
PoE Power Supply Type		End-span
PoE Power Output		Per Port 52V DC, Max. 30.8 watts
Power Pin Assignment		1/2(+), 3/6(-)
PoE Power Budget		220 watts (max.)
PoE Ability	PD @ 7 watts	16 units
	PD @ 15.4 watts	12 units
	PD @ 30.8 watts	7 units
<b>Layer 2 Functions</b>		
Port Configuration		Port disable / enable Auto-negotiation 10/100/1000Mbps full and half duplex mode selection Flow Control disable / enable
Port Status		Display each port's speed duplex mode, link status, flow control status, auto negotiation status and trunk status
Port Mirroring		TX / RX / Both Many-to-1 monitor
VLAN		802.1Q tagged-based VLAN, up to 32 VLAN groups, out of 4094 VLAN IDs Port-based VLAN, up to 18 VLAN groups MTU VLAN

Link Aggregation	2 groups of 4-Port 10/100Base-TX trunk supported 1 group of 2-Port 10/100/1000Base-T trunk supported
QoS	Allow to assign low / high priority on each port First-In-First-Out, All-High-before-Low, Weight-Round-Robin QoS policy
IGMP Snooping	IGMP (v1/v2) Snooping, up to 32 multicast groups
Security Control	MAC address binding TCP & UDP filter
<b>Management Functions</b>	
Basic Management Interfaces	Web Browser, SNMP v1
<b>Standards Conformance</b>	
Regulation Compliance	FCC Part 15 Class A, CE
Standards Compliance	IEEE 802.3 Ethernet IEEE 802.3u Fast Ethernet IEEE 802.3ab Gigabit Ethernet IEEE 802.3z Gigabit Ethernet over Fiber-Optic IEEE 802.3x Full-duplex flow control IEEE 802.1Q VLAN IEEE 802.1p QoS IEEE 802.1D Spanning Tree Protocol IEEE 802.1w Rapid Spanning Tree Protocol IEEE 802.3af Power over Ethernet IEEE 802.3at Power over Ethernet Plus
<b>Environment</b>	
Operating	Temperature: 0 ~ 50 degrees C Relative Humidity: 5 ~ 95% (non-condensing)
Storage	Temperature: -10 ~ 70 degrees C Relative Humidity: 5 ~ 95% (non-condensing)

## Ordering Information

FGSW-1816HPS	16-Port 10/100TX 802.3at PoE + 2-Port Gigabit TP/SFP Combo Web Smart Ethernet Switch
--------------	--

## Related PoE Products

ICA-2200	Full HD PoE Box IP Camera
ICA-2250VT	Industrial PoE Plus Outdoor IR IP Camera
ICA-2500	5 Mega-pixel PoE Box IP Camera
ICA-3250V	Full HD Outdoor IR PoE IP Camera
ICA-3350V	3 Mega-pixel Vari-focal Bullet IR IP Camera
ICA-4200V	Full HD 20M IR Vari-focal Dome IP Camera
ICA-4500V	5 Mega-pixel 20M IR Vari-focal Dome IP Camera
ICA-5250	Full HD Ultra-mini Vandal Dome
ICA-5350V	3 Mega-pixel Vandalproof IR IP Camera
ICA-HM127	3 Mega-pixel H.264 Box IP Camera
ICA-HM132	H.264 2 Mega-pixel 20M IR Vari-focal Dome IP Camera
ICA-HM136	H.264 2 Mega-pixel 20M IR Vandalproof Dome IP Camera
ICA-HM312	2 Mega-pixel 25M IR Outdoor Bullet PoE IP Camera
ICA-HM316	2 Mega-pixel Outdoor IR PoE IP Camera
ICA-HM351	2 Mega-pixel 35M IR Outdoor Box PoE IP Camera
ICA-HM620	2 Mega-pixel PoE Plus Speed Dome Internet Camera
POE-162S	IEEE 802.3at Gigabit High Power over Ethernet Splitter
POE-E201	IEEE 802.3at Power over Ethernet Extender
WNAP-W2200	802.11n 300Mbps In-Wall Access Point w/ USB Charger (EU Type)
WDAP-C7400	900Mbps Dual Band Ceiling-mount Wireless Access Point
WNAP-7350	5GHz 300Mbps 802.11a/n Outdoor Wireless Access Point
VIP-256PT	802.3af PoE SIP IP Phone
VIP-2020PT	Enterprise HD PoE IP Phone (2-Line)
VIP-5060PT	Professional HD PoE IP Phone (6-Line)

## SFP Gigabit Modules are available for the FGSW-1816HPS

### Gigabit Ethernet Transceiver (1000Base-X SFP)

Model	Speed (Mbps)	Connector Interface	Fiber Mode	Distance	Wavelength (nm)	Operating Temp.
MGB-GT	1000	Copper	--	100m	--	0 ~ 60°C
MGB-SX	1000	LC	Multi Mode	550m	850nm	0 ~ 60°C
MGB-SX2	1000	LC	Multi Mode	2km	1310nm	0 ~ 60°C
MGB-LX	1000	LC	Single Mode	10km	1310nm	0 ~ 60°C
MGB-L30	1000	LC	Single Mode	30km	1310nm	0 ~ 60°C
MGB-L50	1000	LC	Single Mode	50km	1550nm	0 ~ 60°C
MGB-L70	1000	LC	Single Mode	70km	1550nm	0 ~ 60°C
MGB-L120	1000	LC	Single Mode	120km	1550nm	0 ~ 60°C
MGB-TSX	1000	LC	Multi Mode	550m	850nm	-40 ~ 75°C
MGB-TLX	1000	LC	Single Mode	10km	1310nm	-40 ~ 75°C
MGB-TL30	1000	LC	Single Mode	30km	1310nm	-40 ~ 75°C
MGB-TL70	1000	LC	Single Mode	70km	1550nm	-40 ~ 75°C

### Gigabit Ethernet Transceiver (1000Base-BX, Single Fiber Bi-Directional SFP)

Model	Speed (Mbps)	Connector Interface	Fiber Mode	Distance	Wavelength (TX)	Wavelength (RX)	Operating Temp.
MGB-LA10	1000	WDM(LC)	Single Mode	10km	1310nm	1550nm	0 ~ 60°C
MGB-LB10	1000	WDM(LC)	Single Mode	10km	1550nm	1310nm	0 ~ 60°C
MGB-LA20	1000	WDM(LC)	Single Mode	20km	1310nm	1550nm	0 ~ 60°C
MGB-LB20	1000	WDM(LC)	Single Mode	20km	1550nm	1310nm	0 ~ 60°C
MGB-LA40	1000	WDM(LC)	Single Mode	40km	1310nm	1550nm	0 ~ 60°C
MGB-LB40	1000	WDM(LC)	Single Mode	40km	1550nm	1310nm	0 ~ 60°C
MGB-LA60	1000	WDM(LC)	Single Mode	60km	1310nm	1550nm	0 ~ 60°C
MGB-LB60	1000	WDM(LC)	Single Mode	60km	1550nm	1310nm	0 ~ 60°C
MGB-TLA10	1000	WDM(LC)	Single Mode	10km	1310nm	1550nm	-40 ~ 75°C
MGB-TLB10	1000	WDM(LC)	Single Mode	10km	1550nm	1310nm	-40 ~ 75°C
MGB-TLA20	1000	WDM(LC)	Single Mode	20km	1310nm	1550nm	-40 ~ 75°C
MGB-TLB20	1000	WDM(LC)	Single Mode	20km	1550nm	1310nm	-40 ~ 75°C
MGB-TLA40	1000	WDM(LC)	Single Mode	40km	1310nm	1550nm	-40 ~ 75°C
MGB-TLB40	1000	WDM(LC)	Single Mode	40km	1550nm	1310nm	-40 ~ 75°C
MGB-TLA60	1000	WDM(LC)	Single Mode	60km	1310nm	1550nm	-40 ~ 75°C
MGB-TLB60	1000	WDM(LC)	Single Mode	60km	1550nm	1310nm	-40 ~ 75°C