IP-NINJAR

AV over IP

IDK with your vision, Always.

A scalable 4K switching platform

Features and Key benefits

To meet the growing demand for 4K video, IDK has developed an innovative product for AV systems: IP-NINJAR, a game changing AV over IP solution for high defnition signal extension, switching and manipulation. This 4K solution leverages off-the-shelf 10 Gb Ethernet switches and enables signal management of 4K@60 (4:4:4) signals with zero frame latency. Boasting unlimited scalability and flexible input/output configurations, IP-NINJAR brings a new concept of AV switching and distributing to the world of Pro AV.

System Configuration

- 10 GbE base scalable and flexible system configuration
- Matrix switching and extending video / audio signals
- 4K/8K Videowall and 4K Multiview
- Point-to-point transmission
- Monitorable all connected devices status through network (Web GUI)

Video

- 4K@60 (4:4:4) / HDR
- HDMI 2.0 and HDCP 1.4 / 2.2
- 3G/HD/SD-SDI input and signal conversion to HDMI
- Zero frame latency with Standard Switching mode
- 2 frames latency at maximum with Fast and Scaling Switching mode

Audio

- Digital / Analog audio breakaway switching
- Embedding / De-embedding

KVM

- KVM switching using external USB extenders

Matrix Switching & Distribution



Seamless switching

Signal Conversion

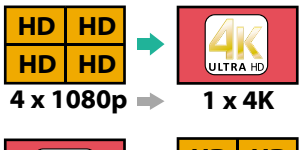

Multiview / PinP & Scaling

Selectable layout

KVM Switching

Keyboard Video Mouse

Control

iq Control 3rd party controller Web GUI

Extension

- Point-to-Point
- Between Unit and Switch port

MM : 984 ft. (300 m)
SM : 6.21 mi. (10 km)

Multi Format input

Videowall & Scaling

4K Videowall

2018-01

Ein Vertriebsprodukt von / Distributed by:
VIDELCO Europe Limited – Professionelle Audio-, Video-, Medien-Technik
Telefon: +49 (0)2102 / 86 39-00 • Fax: +49 (0)2102 / 86 39-17 • info@videlco.eu • www.videlco.eu
VIDELCO Europe Limited

NJR-CTB - Management & Control Platform for IP-NINJAR

The NJR-CTB is an advanced management & control platform that opens up the possibility of your IP-NINJAR AV over IP system. The Web GUI helps customers to easily manage the system. The NJR-CTB enables to control IP-NINJAR system from 3rd party external controllers.

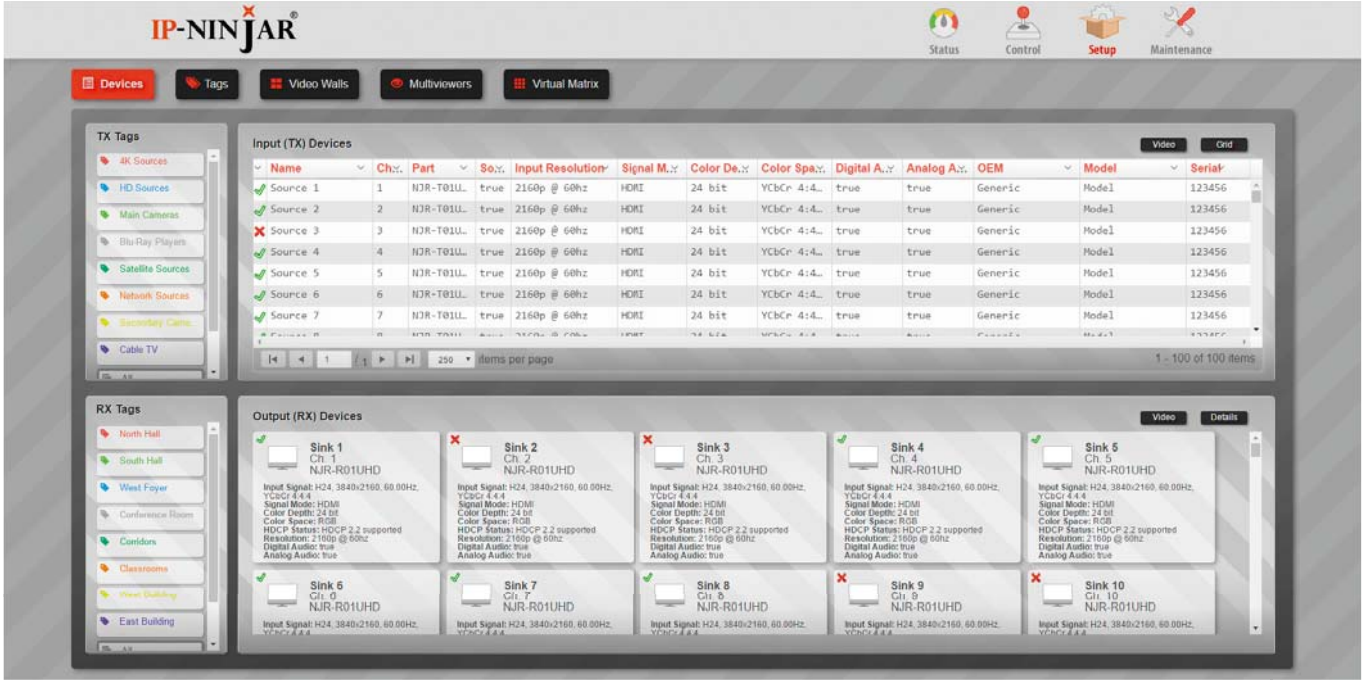

NJR-CTB Key Features

Status

- **Monitoring devices online / offline, AV signals info., HDCP status and stream type**
- **Alarm output using SMNP trap; Status alert sends to a system or registered email**
- **Remote support and trouble shooting**

Control

- **Breakaway switching for video, audio, USB, and RS-232C**
- **Independent USB switching from Web GUI**
- **KVM switching by linking 3rd party USB network extender**

Setup

- **Set up each device settings / link 3rd party USB extender to device for KVM switching**
- **Videowall / Multiview configuration using preset patterns**
- **Virtual Matrix set up to create different level of accessibility in a system**
- **"Tag" function for filtering devices in a system**

Maintenance

- **User accounts and authorization management**
- **Get system log, back up, and restore the system**

Redundancy

- **Available for NJR-CTB by connecting multiple NJR-CTB in a system**
- **Output video redundancy is available using Automatic Switching Function**

Security

- **HTTPS encrypted communication**

2018-01

Ein Vertriebsprodukt von / Distributed by:
VIDELCO Europe Limited – Professionelle Audio-, Video-, Medien-Technik
Telefon: +49 (0)2102 / 86 39-00 • Fax: +49 (0)2102 / 86 39-17 • info@videlco.eu • www.videlco.eu

Configuration

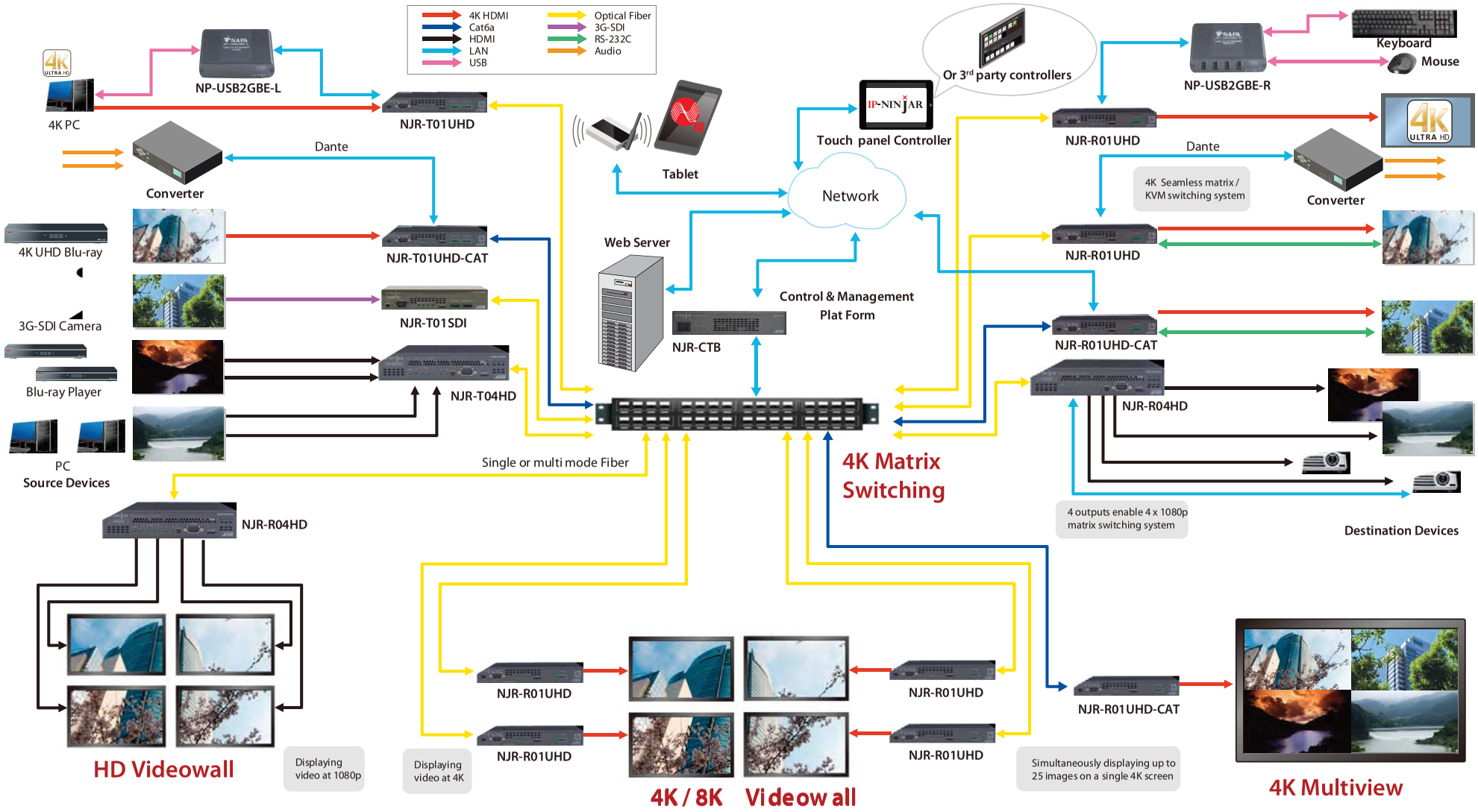

Point to Point – over Fiber optical cable

Point to Point – over Cat6a cable

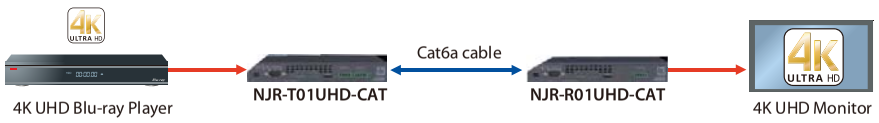

4K@60 and HDCP 2.2 supported HDMI Network Extender | NJR-01UHD

The IDK NJR-01UHD is an over IP solution for high definition signal extension, switching and manipulation. This 4K solution leverages 10 Gb Ethernet switches and enables signal management of 4K@60 (4:4:4) signals with zero latency.
The transmitter supports HDMI input, optical output and HDMI output up to 4K@60 (4:4:4) Additionally, extend and switch your standard 1GB LAN connection, RS-232C, and analog audio output.
Combined with the control box, the NJR-CTB, the NJR-01UHD is fully configurable and controllable over the LAN with a web browser.

•Features

Video
- **Up to 4K@60 (4:4:4)**
- **HDCP 1.4 / 2.2**
- **HDR**
- **Local monitor output (through the input signal)**
- Extension distances of each SFP+ module
  - Multimode fiber (OM3): 984 ft. (300 m)
  - Singlemode fiber (OS1): 6.21 mi. (10 km)
  - Singlemode fiber (OS1): 24.85 mi. (40 km) (Optional)
  - Cat6a cable: 328 ft. (100 m)

Audio
- Embedding (TX) / De-embedding

Communication
- RS-232C bidirectional communication
- LAN transmission

Network
- Matrix switching, Videowall, Multiviewer, and Distribution over 10GbE switch
- All TXs and RXs in network can be managed and controlled by NJR-CTB

Others
- Easy to re-build by adding transmitters and receivers
- **EDID emulation**
- DDC buffer
- **Connection Reset**
- AC adapter with locking mechanism

•Models

Model Number	Fiber Type	Max. Distance
NJR-T01UHD-MM / NJR-R01UHD-MM	Multimode	OM3: 984 ft. (300 m)
NJR-T01UHD-SM / NJR-R01UHD-SM	Singlemode	OS1: 6.21 mi. (10 km)
NJR-T01UHD-SM40 / NJR-R01UHD-SM40	Singlemode	OS1: 24.85 mi. (40 km) (Optional)
NJR-T01UHD-CAT / NJR-R01UHD-CAT	Cat6a cable	328 ft. (100 m)

•Connection Diagram

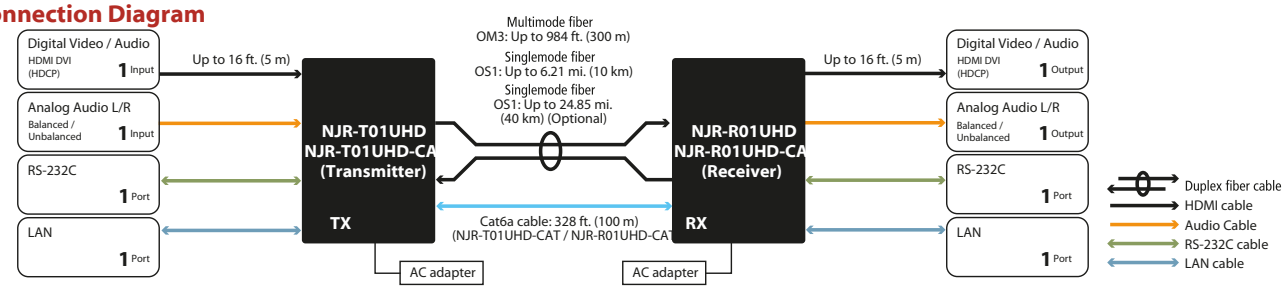

•Specification

Model number				NJR-T01UHD (Transmitter)		NJR-R01UHD (Receiver)	
				MM / SM	CAT	MM / SM	CAT
Input	Video	HDMI / DVI	Number / Signal	1 input / HDMI, DVI 1.0 HDCP 1.4 / 2.2, HDR, TMDS Single Link, Dot clock: 25 MHz to 600MHz, TMDS clock: 25 MHz to 300 MHz, TMDS data rate: 0.75 Gbps to 18 Gbps		1 input / 10 Gb Ethernet	
			Connector	1 HDMI Type A (19-pin), female		2 LC connectors	RJ-45
		Others		Color depth: 24 bit, 30 bit, 36 bit Deep Color			
		Formats		480i / 480p / 576i / 576p / 720p / 1080i / 1080p / 4K VGA / SVGA / XGA / WXGA (1280x768) / WXGA (1280x800) / Quad-VGA / SXGA / WXGA (1360x768) / WXGA (1366x768) / SXGA+ / WXGA+ / WXGA++ / UXGA / WSXGA+ / VESAHD / WUXGA / QWXGA / 4K			
	Audio	Digital	Number / Signal	1 input / Multi-channel linear PCM up to 8 channels Sampling frequency: 32 kHz to 192 kHz, Sample size: 16 bit to 24 bit, Reference level: -20 dBFS, Max. input level: 0 dBFS		1 input / 10 Gb Ethernet	
			Connector	1 HDMI Type A (19-pin), female		2 LC connectors	
		Analog	Number / Signal	1 input / Stereo LR balanced and unbalanced signals Balanced signal Input impedance: 48 kΩ, Reference level: -10 dBu, Max. input level: +10 dBu Unbalanced signal Input impedance: 24 kΩ, Reference level: -10 dBu, Max. input level: +10 dBu		-	
			Connector	1 terminal block (5-pin)		-	
Output	Video	HDMI / DVI	Number / Signal	1 output / 10 Gb Ethernet		-	
			Connector	2 LC connectors	RJ-45	-	
			Number / Signal	1 output / HDMI , DVI 1.0 HDCP 1.4 / 2.2, HDR, TMDS Single Link, Dot clock: 25 MHz to 600 MHz, TMDS clock: 25 MHz to 300 MHz, TMDS data rate: 0.75 Gbps to 18 Gbps			
			Connector	1 HDMI Type A (19-pin), female			
		Others		Color depth: 24 bit, 30 bit, 36 bit Deep Color			
		Formats		480i / 480p / 576i / 576p / 720p / 1080i / 1080p / 4K VGA / SVGA / XGA / WXGA (1280x768) / WXGA (1280x800) / Quad-VGA / SXGA / WXGA (1360x768) / WXGA (1366x768) / SXGA+ / WXGA+ / WXGA++ / UXGA / WSXGA+ / VESAHD / WUXGA / QWXGA / 4K			
	Audio	Digital	Number / Signal	1 output / 10 Gb Ethernet		1 output / Multi-channel linear PCM up to 8 channels	
				Sampling frequency: 32 kHz to 192 kHz, Sample size: 16 bit to 24 bit, Reference level: -20 dBFS, Max. output level: 0 dBFS			
			Connector	2 LC connectors		1 HDMI Type A (19-pin), female	
		Analog	Number / Signal	1 output / Stereo LR balanced and unbalanced signals Balanced signal Output impedance: 100 Ω, Reference level: -10 dBu, Max. output level: +10 dBu Unbalanced signal Output impedance: 50 Ω, Reference level: -10 dBu , Max. output level: +10 dBu			
			Connector	1 terminal block (5-pin)		1 terminal block (5-pin)	
Fiber optic cable	Suitable cable			Duplex fiber cable, SFP+ module (2 LC connectors)	Cat6a UTP / STP cable	Duplex fiber cable, SFP+ module (2 LC connectors)	Cat6a UTP / STP cable
	Polishing			SFP+ for Multimode: PC (Recommended), SFP+ for Singlemode: UPC (Recommended), SPC supported * APC is not supported	-	SFP+ for Multimode: PC (Recommended), SFP+ for Singlemode: UPC (Recommended), SPC supported * APC is not supported	-
Signal transmission distance				Multimode fiber (OM3): 984 ft. (300 m), Singlemode fiber (OS1): 6.21 mi. (10 km) Singlemode fiber (OS1): 24.85 mi (40 km) (Optional)	Cat6a UTP / STP: 328 ft. (100 m)	Multimode fiber (OM3): 984 ft. (300 m), Singlemode fiber (OS1): 6.21 mi. (10 km) Singlemode fiber (OS1): 24.85 mi (40 km) (Optional)	Cat6a UTP / STP: 328 ft. (100 m)
Control	Serial control port		Number / Signal	1 port / Full duplex up to 115.2 kbps			
			Connector	1 D-Sub (9-pin), male			
	LAN control port		Number / Signal	1 port / 10Base-T (Auto Negotiation), 100Base-TX (Auto Negotiation), 1000Base-T (Auto Negotiation), Auto MDI/MDI-X			
			Connector	1 RJ-45			
General	AC adapter			Input: 100 - 240 VAC ± 10%, 50 Hz / 60 Hz ± 3 Hz Output: 12 VDC, 3 A (A dedicated AC adapter is provided)			
	Power consumption			About 18 Watts	About 21 W	About 17 Watts	About 20 W
	Dimensions			8.3 (W) × 1.2 (H) × 5.5 (D)" (210 (W) × 30 (H) × 140 (D) mm) (EIA thin-type half rack wide) (Excluding connectors and the like)			
	Weight			2.2 lbs. (1 kg)	2.2 lbs. (1 kg)	2.2 lbs. (1 kg)	2.2 lbs. (1 kg)
	Temperature			Operating: 32°F to 104°F (0°C to +40°C), Storage: -4°F to +176°F (-20°C to +80°C)			
	Humidity			Operating / Storage: 20% to 90% (Non Condensing)			

•Rear Panel


NJR-T01UHD

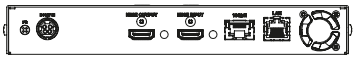
NJR-T01UHD-CAT

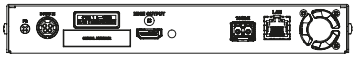
NJR-R01UHD

NJR-R01UHD-CAT

2018-01

Ein Vertriebsprodukt von / Distributed by:
VIDELCO Europe Limited – Professionelle Audio-, Video-, Medien-Technik
Telefon: +49 (0)2102 / 86 39-00 • Fax: +49 (0)2102 / 86 39-17 • info@videlco.eu • www.videlco.eu

VIDELCO Europe Limited

SDI Network extender | NJR-T01SDI

The IDK NJR-T01SDI is an SDI network extender (transmitter) that enables a long-haul transmission of SDI signals over a fiber optic cable. The NJR-T01SDI RS-232C supports bidirectional communication and LAN transmission.
The NJR-T01SDI can be used with other IP-NINJAR products.*

*Please use this product with a combination of IP-NINJAR series products.
It cannot be connected to OPF series units or FDX.

•Features

Video
- •Up to 1080p
- •Local monitor output
- •Maximum extension distance
  Multimode fiber (OM3): 984 ft. (300 m)
  Singlemode fiber (OS1): 6.21 mi. (10 km)
  24.85 mi. (40 km) (Optional)

Audio
- •Embedding / De-embedding

Communication
- •RS-232C bidirectional communication
- •LAN transmission

Network
- •10 GbE switch enables the following operations for multiple IP-NINJAR transmitters and receivers: extension, distribution, matrix switching, videowall, and multiview
- •All transmitters and receivers in the network can be managed and controlled by NJR-CTB
- •IP-NINJAR transmitters and receivers can easily be added and replaced

Others
- •AC adapter with locking mechanism

•Models

Model Number	Fiber Type	Max. Distance
NJR-T01SDI-MM	Multimode	OM3: 984 ft. (300 m)
NJR-T01SDI-SM	Singlemode	OS1: 6.21 mi. (10 km)
NJR-T01SDI-SM40	Singlemode	OS1: 24.85 mi. (40 km) (Optional)

•Specification

Input	Video	HDMI / DVI	Number / Signal	1 input / SMPTE259M-C (SD-SDI), SMPTE292M (HD-SDI), SMPTE424M (3G-SDI) 0.8 V[p-p] / 75 Ω
			Connector	1 BNC
		Formats		480i / 480p / 576i / 576p / 720p / 1080i / 1080p
	Audio	Digital	Number / Signal	1 input / Multi-channel linear PCM up to 8 channels (two GROUPs can be selected from GROUP1 to 4) Sampling frequency: 48 kHz Sample size: 16 bit to 24 bit Reference level: -20 dBFS Max. input level: 0 dBFS
			Connector	1 BNC
		Analog	Number / Signal	1 input / Stereo LR balanced and unbalanced signals Balanced signal Input impedance: 48 kΩ Reference level: -10 dBu Max. input level: +10 dBu Unbalanced signal Input impedance: 24 kΩ Reference level: -10 dBu Max. input level: +10 dBu
			Connector	1 terminal block (5-pin)
Output	Video	HDMI / DVI	Number / Signal	1 output / Optical signal for extension
			Connector	2 LC connectors
			Number / Signal	1 output / HDMI, DVI 1.0 TMDS Single Link
			Connector	1 HDMI Type A (19-pin), female
		Formats		480i / 480p / 576i / 576p / 720p / 1080i / 1080p
	Audio	Digital	Number / Signal	1 input / Multi-channel linear PCM up to 8 channels Sampling frequency: 32 kHz to 192 kHz Sample size: 16 bit to 24 bit Reference level: -20 dBFS Max. input level: 0 dBFS
			Connector	2 LC connectors
		Analog	Number / Signal	1 output / Stereo LR balanced and unbalanced signals Balanced signal Output impedance: 100 Ω Reference level: -10 dBu Max. output level: +10 dBu Unbalanced signal Output impedance: 50 Ω Reference level: -10 dBu Max. output level: +10 dBu
			Connector	1 terminal block (5-pin)
Fiber optic cable	Suitable cable			Duplex fiber cable, SFP+ module (2 LC connectors)
	Polishing			SFP + for Multimode: PC (recommended) SFP + for Singlemode: UPC (recommended), SPC APC is not supported
Signal transmission distance				Multimode fiber (OM3): 984 ft. (300 m) Singlemode fiber (OS1): 6.21 mi. (10 km)
Control	Serial control port		Number / Signal	1 port / Full duplex up to 115.2 kbps
			Connector	1 D-Sub (9-pin), male
	LAN control port		Number / Signal	1 port / 10Base-T (Auto Negotiation), 100Base-TX (Auto Negotiation), 1000Base-T (Auto Negotiation), Auto MDI/MDI-X
			Connector	1 RJ-45
General	AC adapter			Input: 100 V - 240 VAC ± 10%, 50 Hz / 60 Hz ± 3 Hz Output: 12 VDC, 3 A (A dedicated AC adapter is provided)
	Power consumption			TBD
	Dimensions			8.3 (W) × 1.7 (H) × 5.5 (D)" (210 (W) × 44 (H) × 140 (D) mm) (EIA half rack wide, 1U high) (Excluding connectors and the like)
	Weight			TBD
	Temperature			Operating: 32°F to 104°F / 0°C to +40°C) Storage: -4°F to +176°F / -20°C to +80°C)
	Humidity			Operating / Storage: 20% to 90% (Non Condensing)

•Rear Panel

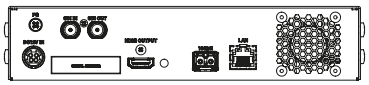

2018-01

Ein Vertriebsprodukt von / Distributed by:
VIDELCO Europe Limited – Professionelle Audio-, Video-, Medien-Technik
Telefon: +49 (0)2102 / 86 39-00 • Fax: +49 (0)2102 / 86 39-17 • info@videlco.eu • www.videlco.eu

4Channel HDMI Network Extender | NJR-04HD

The IDK NJR-04HD is an HDMI network transmitter and receiver set which have a built-in scan converter and scaler.
This extender transmits 4 channels of HDMI signal by one duplex fiber and supports RS-232C bidirectional communication and LAN transmission.
The NJR can be used as a 4-input and 4-output matrix switcher or splitter. It enables Videowall by one unit and larger Videowall by using multiple units with synchronization signals.

•Features

Video
- **Up to 1080p / QWXGA (RB)*** *(RB) = Reduced Blanking
- **HDCP1.4**
- **Built-in cable EQ**
  - Input : 33 ft. to 98 ft. (10 m to 30 m) (NJR-T04HD)
  - Output: 33 ft. to 164 ft. (10 m to 50 m) (NJR-R04HD)
- Extension distances of each SFP + module
  - Multimode fiber (OM3): 984 ft. (300 m)
  - Singlemode fiber (OS1): 6.21 mi. (10 km)
  - Singlemode fiber (OS1): 24.85 mi. (40 km) (Optional)
- Motion adaptive I/P conversion •Scan conversion •Aspect ratio control

Audio
- Lip Sync (up to 8 frames) (Max:160 ms.)

Communication
- RS-232C bidirectional communication •LAN transmission

Network
- Matrix switching, Videowall, Multiviewer, and Distribution over 10 GbE switch
- All TXs and RXs in network can be managed and controlled by NJR-CTB •Easy to re-build by adding transmitters and receivers

Others
- EDID emulation • **Connection Reset** •DDC buffer •AC adapter with locking mechanism

•Models

Model Number	Fiber Type	Max. Distance
NJR-T04HD-MM	Multimode	OM3: 984 ft. (300 m)
NJR-R04HD-MM		
NJR-T04HD-SM	Singlemode	OS1: 6.21 mi. (10 km)
NJR-R04HD-SM		
NJR-T04HD-SM40	Singlemode	OS1: 24.85 mi. (40 km) (Optional)
NJR-R04HD-SM40		

•Connection Diagram

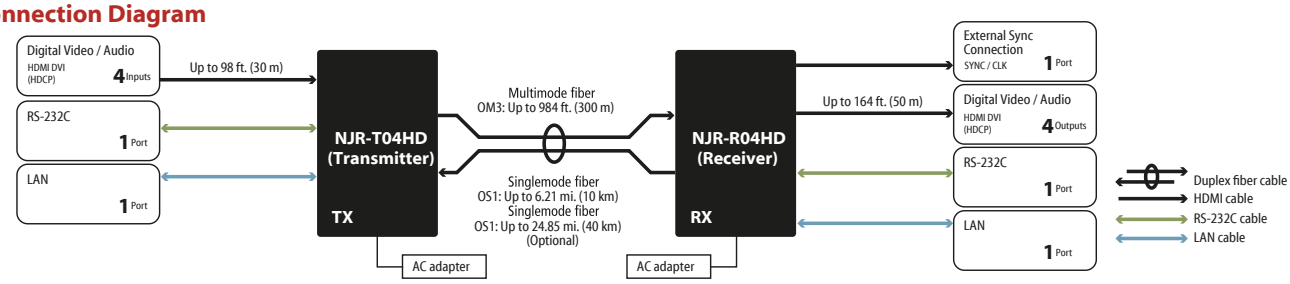

•Specification

Model number				NJR-T04HD (Transmitter)	NJR-R04HD (Receiver)
Input	Video	HDMI / DVI	Number / Signal	4 inputs / HDMI, DVI 1.0, HDCP 1.4, TMDS Single Link TMDS clock : 25 MHz to 225 MHz, TMDS data rate : 0.75Gbps to 6.75 Gbps	1 input / Optical signal for extension
			Connector	1 HDMI Type A (19-pin), female	2 LC connectors
		Formats		Dot clock: 25 MHz to 165 MHz VGA / SVGA / XGA / WXGA (1280x768) / WXGA (1280x800) / Quad-VGA / SXGA / WXGA (1360x768) / WXGA (1366x768) / SXGA+ / WXGA+ / WXGA++ / UXGA / WSXGA+ / VESAHD / WUXGA / QWXGA * For WUXGA / QWXGA, only Reduced Blanking is supported. 480i / 480p / 576i / 576p / 720p / 1080i / 1080p	
		Color depth		24 bit	-
		Others		Built-in cable EQ, EDID emulation	-
	Audio	Digital	Number / Signal	4 inputs / Multi-channel linear PCM up to 8 channels Sampling frequency: 32 kHz to 192 kHz, Sample size: 16 bit to 24 bit, Reference level: -20 dBFS, Max. input level: 0 dBFS	1 input / Optical signal for extension
			Connector	1 HDMI Type A (19-pin), female	2 LC connectors
Output	Video	HDMI / DVI	Number / Signal	1 output / Optical signal for extension	4 outputs / HDMI , DVI 1.0, HDCP 1.4 , TMDS Single Link TMDS clock : 25 MHz to 225 MHz, TMDS data rate : 0.75Gbps to 6.75 Gbps
			Connector	2 LC connectors	1 HDMI Type A (19-pin), female
		Formats		Dot clock: 25 MHz to 165 MHz VGA / SVGA / XGA / WXGA (1280x768) / WXGA (1280x800) / Quad-VGA / SXGA / WXGA (1360x768) / WXGA (1366x768) / SXGA+ / WXGA+ / WXGA++ / UXGA / WSXGA+ / VESAHD / WUXGA / QWXGA * For WUXGA / QWXGA, only Reduced Blanking is supported. 480i / 480p / 576i / 576p / 720p / 1080i / 1080p	
		Color depth		-	24bit, 30 bit Deep Color
		Others		-	Built-in cable EQ
	Audio	Digital	Number / Signal	1 output / Optical signal for extension	4 outputs / Multi-channel linear PCM up to 8 channels Sampling frequency: 32 kHz to 192 kHz, Sample size: 16 bit to 24 bit, Reference level: -20 dBFS, Max. input level: 0 dBFS
			Connector	2 LC connectors	1 HDMI Type A (19-pin), female
External sync. input/output			Number / Signal	-	1 input and 1 output / SYNC and CLK - Level : TTL * Supported only between NJR-R04HDs.
			Connector	-	2 BNC
Fiber optic cable	Suitable cable			Duplex fiber cable, SFP+ module (2 LC connectors)	
	Polishing			SFP+ for Multimode: PC (recommended), SFP+ for Singlemode: UPC (recommended), SPC supported * APC is not supported	
Maximum extension distance			Fiber	Multimode fiber (OM3): 984 ft. (300 m) Singlemode fiber (OS1): 6.21 mi. (10 km)	
			HDMI (EQ)	98 ft. (30 m)	164 ft. (50 m)
Control	Serial control port		Number / Signal	1 port / Full duplex up to 115.2 kbps	
			Connector	1 D-Sub (9-pin), male	
	LAN control port		Number / Signal	1 port / 10Base-T (Auto Negotiation), 100Base-TX (Auto Negotiation), 1000Base-T (Auto Negotiation), Auto MDI/MDI-X	
			Connector	1 RJ-45	
Functions	Scan conversion			Motion adaptive I/P conversion, Aspect ratio control	Aspect ratio control
	Others			Matrix switching	Matrix switching, Lip Sync, Connection Reset
General	AC adapter			Input: 100 - 240 VAC ± 10%, 50 Hz / 60 Hz ± 3 Hz Output: 12 VDC, 5 A (A dedicated AC adapter is provided))	
	Power consumption			About 33 Watts	About 35 Watts
	Dimensions			8.3 (W) × 1.7 (H) ×9.8 (D)" (210 (W) × 44 (H) × 250 (D) mm) (EIA half rack wide, 1U high) (Excluding connectors and the like)	
	Weight			4.2 lbs. (1.9 kg)	4.2 lbs. (1.9 kg)
	Temperature			Operating: 32°F to 104°F (0°C to +40°C) Storage: -4°F to +176°F (-20°C to +80°C)	
	Humidity			Operating / Storage: 20% to 90% (Non Condensing)	

•Rear Panel

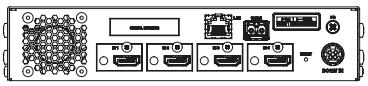

NJR-T04HD

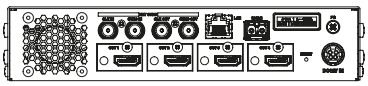

NJR-R04HD

2018-01

Ein Vertriebsprodukt von / Distributed by:
VIDELCO Europe Limited – Professionelle Audio-, Video-, Medien-Technik
Telefon: +49 (0)2102 / 86 39-00 • Fax: +49 (0)2102 / 86 39-17 • info@videlco.eu • www.videlco.eu

IP-NINJAR Management and Control Box | NJR-CTB

The IDK NJR-CTB is the control device to command comprehensively the NJR-01UHD and NJR-04HD. It allows you to check connections and communications among products, switch video, control videowall, and so on using WEB browser or external control devices via LAN.

The NJR-CTB enables extension, distribution, matrix switching, videowall, multiview using with IP-NINJAR series transmitters, receivers, and a 10GbE switch. Additionally, the Web GUI allows you to set, manage and control IP-NINJAR products that are connected to a network.

•Features

Management	• Automatic recognition for IP-NINJAR units which are in a network and showing the list • Device name registration and group registration • Preset pattern registration
Control input	•WEB browser control (no need to install extra software or application software) •External control via control commands
Control output	•Sending control command to external devices
Others	•AC adapter with locking mechanism

•Application Example

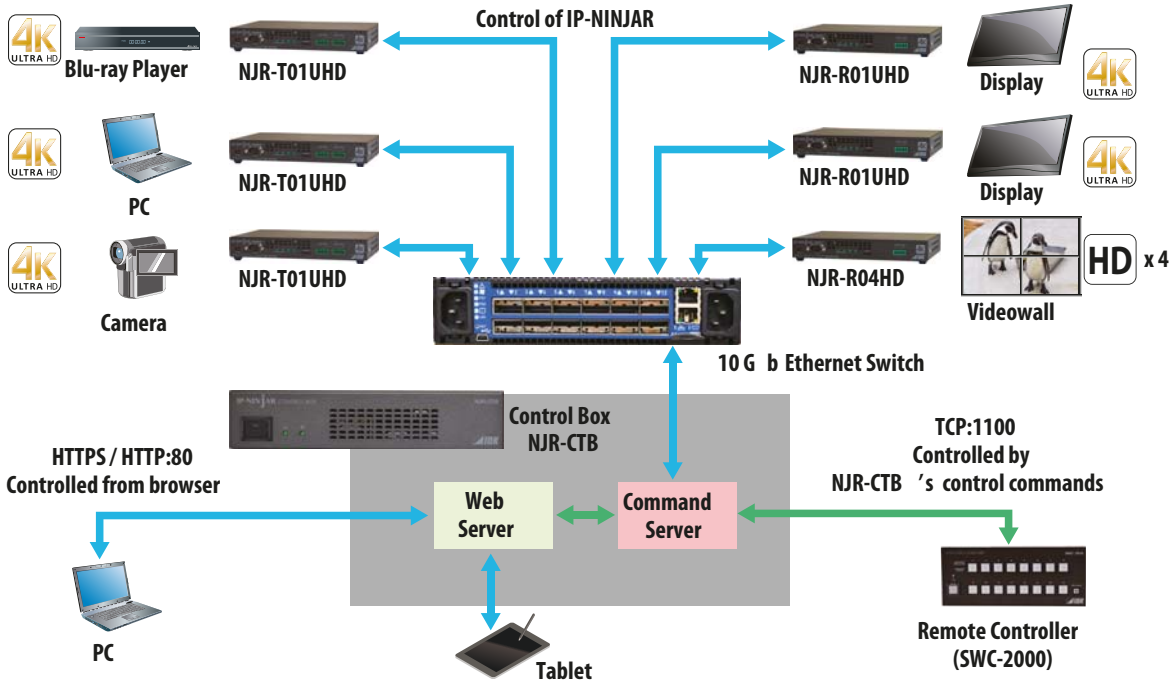

•Specification

IP-NINJAR products management	Number of units		Up to 512 units
	Number of groups		Up to 32 groups
Display management capability	Preset		Up to 256 patterns
	Videowall		Maximum configuration up to 5 x 5
Network	Protocol		TCP/IP, UDP/IP, HTTP, ICMP, and DHCP
	Number of connection		Up to 8 connections
External control	LAN	Number / Signal	2 ports / LAN 10Base-T (Auto Negotiation), / 100Base-TX (Auto Negotiation), / 1000Base-T (Auto Negotiation), Auto MDI / MDI-X
		Connector	2 RJ-45
General	AC adapter		Input: 100 - 240 VAC ± 10%, 50 Hz / 60 Hz ± 3 Hz Output: 12 VDC 3 A (A dedicated AC adapter is provided)
	Power consumption		About 16 Watts
	Dimensions		8.3 (W) x 1.7 (H) x 5.9 (D)" (210 (W) x 44 (H) x 150 (D) mm) (EIA half rack wide, 1U high) (Excluding connectors and the like)
	Weight		2.6 lbs. (1.2 kg)
	Temperature		Operating: 32°F to 104°F (0°C to +40°C) Storage: -4°F to +140°F (-20°C to +60°C)
	Humidity		Operating / Storage humidity: 20% to 90% (Non Condensing)

•Rear Panel

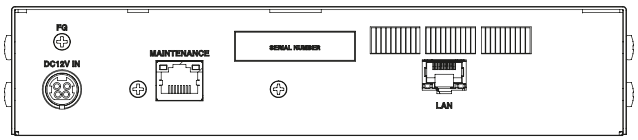

2018-01

Ein Vertriebsprodukt von / Distributed by:
VIDELCO Europe Limited – Professionelle Audio-, Video-, Medien-Technik
Telefon: +49 (0)2102 / 86 39-00 • Fax: +49 (0)2102 / 86 39-17 • info@videlco.eu • www.videlco.eu

Thumbnail Previewer | NJR-PRV

The IDK NJR-PRV is a thumbnail previewer for NJR-R01UHD output video.
NJR-PRV video can be encoded to H.264 format and transmitted in unicast or multicast stream.

•Features

Thumbnail preview	•Video output from NJR-R01UHD can be input, captured and thumbnailed periodically •NJR-R01UHD 's input is automatically switched if using with NJR-CTB; multiple channels can be checked on a single screen •Up to 128 patterns can be registered; up to 10 x 10 can be displayed
Encode	•Video can be encoded to H.264 format and transmitted in unicast or multicast stream
External control	•Remote control using control command
Others	•AC adapter with locking mechanism

•Application Example

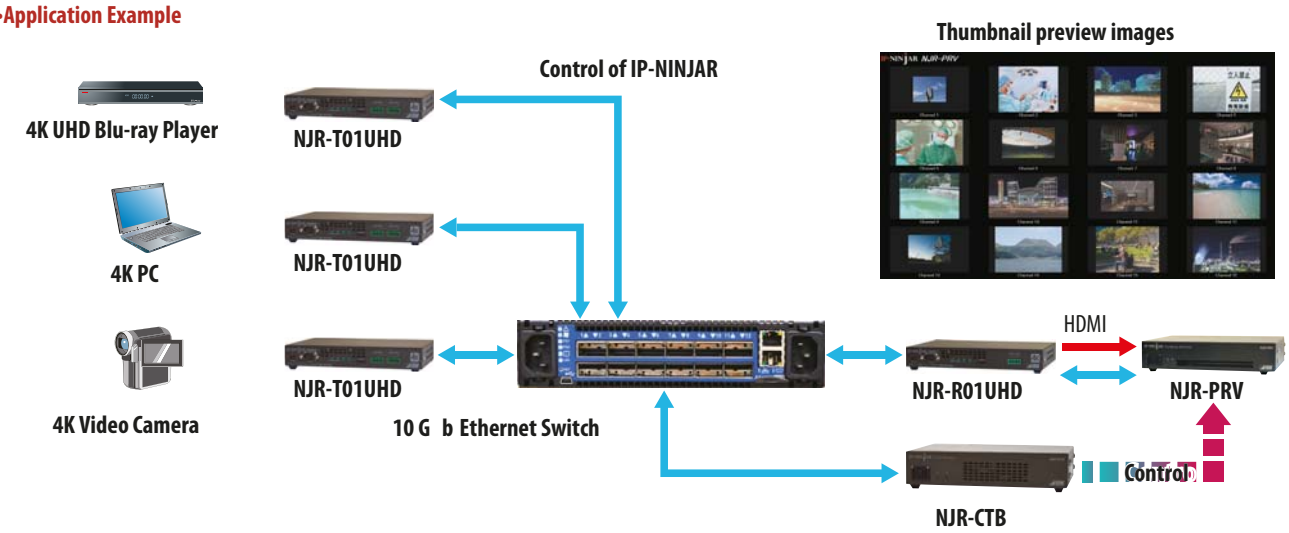

•Specification

Input			1 input
Output			1 output
Video	Input	Resolution	Up to 1920 x 1080@60
	Output	Resolution	Up to 3840 x 2160@30
Protocol			IP, ICMP, IGMPv3, TCP, UDP, HTTP, RTSP, RTP, RTCP
Connector	LAN		2 RJ-45 100Base-TX (Auto Negotiation) / 1000Base-TX (Auto Negotiation)
	HDMI		Input: 1 HDMI Type A (19-pin), female Output: 1 HDMI Type A (19-pin), female
	DisplayPort		Output: 1 DisplayPort, female
	USB 3.0		4 USB 3.0 Type-A, female
Features	Display layout		Up to 128 patterns can be registered; Up to 10 x 10 can be displayed
	Thumbnail capture		Capture interval: 5 to 60 sec. (HDCP not supported) Capture format: .jpg
	Encode		Transport stream: Unicast / Multicast Coding system: H.264 BP / MP / HP Coding rate: 8 Mbps Frame rate: Up to 60 fps Resolution: Up to 1920 x 1080
General	AC adapter		Input: 100 V - 240 VAC ± 10%, 50 Hz / 60 Hz ± 3 Hz Output: DC 12 V 3 A (A dedicated AC adapter is provided)
	Power consumption		TBD
	Dimensions		8.3 (W) X 1.7 (H) X 5.9 (D)" (210 (W) X 44 (H) X 150 (D) mm) (EIA half rack wide, 1U high) (Excluding connectors and the like)
	Weight		TBD
	Temperature		TBD
	Humidity		TBD

•Rear Panel

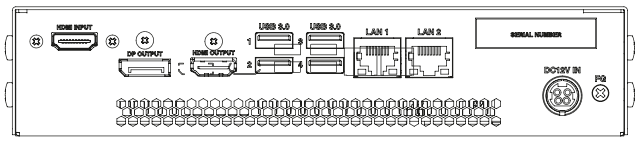

2018-01

Ein Vertriebsprodukt von / Distributed by:
VIDELCO Europe Limited – Professionelle Audio-, Video-, Medien-Technik
Telefon: +49 (0)2102 / 86 39-00 • Fax: +49 (0)2102 / 86 39-17 • info@videlco.eu • www.videlco.eu